


Finally...




CUBE
in-a-box

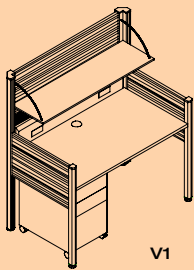
Ready-to-Work™
Office Cubicles

Easy to buy

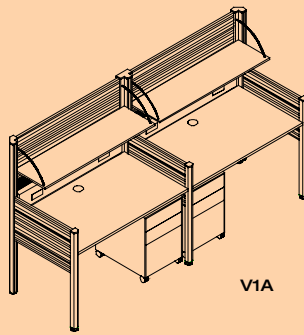
Easy to install

Easy to work with™

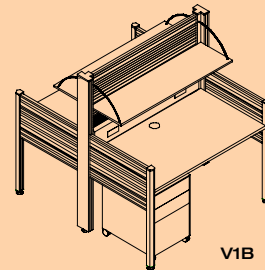




V1



V1A



V1B



V1.series


small cube

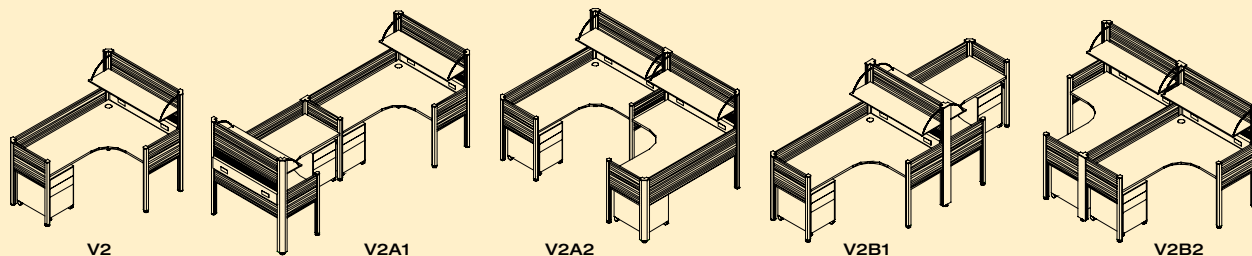
V1 basic dimensions:

W51"-1/2 x D30"-3/4 x H57"

V1.series "Small Cube" can be configured alone (right or left handed), lined-up, or back-to-back. Each cubicle includes:

- 1 height adjustable work top W48" x D28" with a grommet cap for cable access
- 1 height adjustable open shelf W48"
- 1 raceway for electrical and data/network with 2 separate ports for 3 RJ-45 each
- 1 rail support for paper and pencil trays
- 1 set of 2 paper trays and 1 pencil box
- 1 3-drawer mobile pedestal on casters with lock





V2.series

corner cube

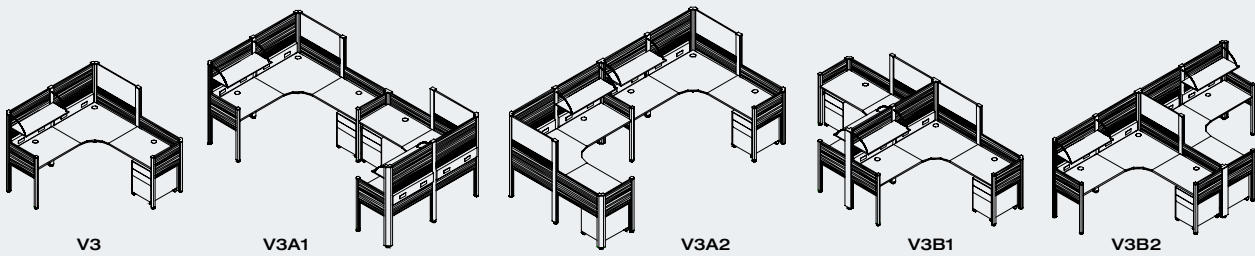
V2 basic dimensions:

W67"-3/4 x D51"-1/2 x H57"



V2.series "Corner Cube" can be configured alone (right or left handed), lined-up, or back-to-back. Each cubicle includes:

- 1 height adjustable work top W60" x D48" with a grommet cap for cable access
- 1 height adjustable open shelf W48"
- 1 raceway for electrical and data/network with 2 separate ports for 3 RJ-45 each
- 1 rail support for paper and pencil trays
- 1 set of 2 paper trays and 1 pencil box
- 1 3-drawer mobile pedestal on casters with lock



V3.series

standard cube

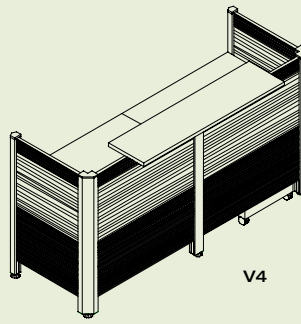
V3 basic dimensions:

W76"-1/4 x D75"-1/2 x H57"

V3.series "Standard Cube" can be configured alone (right or left handed), lined-up, or back-to-back. Each cubicle includes:

- 1 height adjustable corner top W36" x D36" with a grommet cap for cable access
- 2 height adjustable work tops W36" x D24" with a grommet cap for cable access
- 1 height adjustable open shelf W36"
- 1 white marker board on both faces W36"
- 2 raceways for electrical and data/network with 2 separate ports for 3 RJ-45 each
- 3 rail supports for paper and pencil trays
- 1 set of 2 paper trays and 1 pencil box
- 1 3-drawer mobile pedestal on casters with lock





V4.series

reception cube

V4 basic dimensions:


W75" x D31"-3/4 x H42"-1/2



V4.series "Reception Cube" can only be configured alone (right or left handed). It includes:

- 2 height adjustable work tops W36" x D24" with a grommet cap for cable access
- 1 transaction counter top W48" x D12"
- 4 rail supports for paper and pencil trays
- 1 set of 2 paper trays and 1 pencil box
- 1 3-drawer mobile pedestal on casters with lock

Cubicles made simple





CUBE
in-a-box

Ready-to-Work™
Office Cubicles

www.cubeinabox.com

